



SPRY STRATEGIES

IDENTIFY | ACTIVATE

NC STATEWIDE SURVEY

MAY 2019

SUMMARY TOPLINE REPORT

**BASED ON 730 COMPLETE RESPONSES*



SPRY STRATEGIES

WWW.SPRYRESEARCH.COM

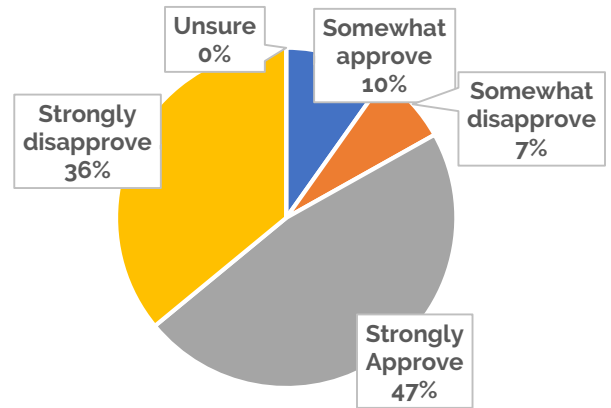
865.805.0855 RYAN@SPRYRESEARCH.COM



NC STATEWIDE SURVEY SUMMARY

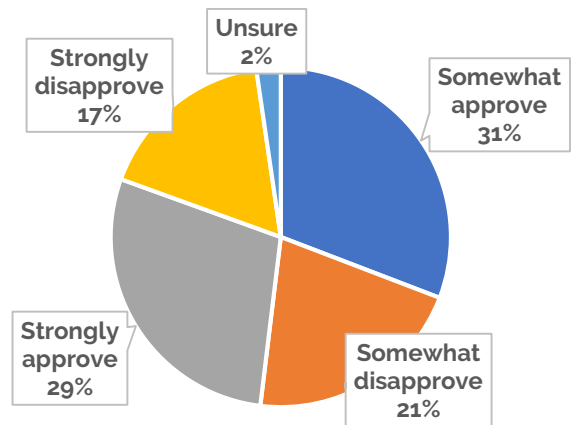
Q2: How would you rate the job Donald Trump has been doing as President? Do you somewhat approve, somewhat disapprove, strongly approve, or strongly disapprove of the job he is doing?

Somewhat approve	71	10%
Somewhat disapprove	51	7%
Strongly Approve	341	47%
Strongly disapprove	260	36%
Unsure	7	1%
TOTAL	730	100%



Q3: How would you rate the job Roy Cooper has been doing as Governor? Do you somewhat approve, somewhat disapprove, strongly approve, or strongly disapprove of the job he is doing?

Somewhat approve	222	31%
Somewhat disapprove	155	21%
Strongly approve	210	29%
Strongly disapprove	126	17%
Unsure	17	2%
TOTAL	730	100%

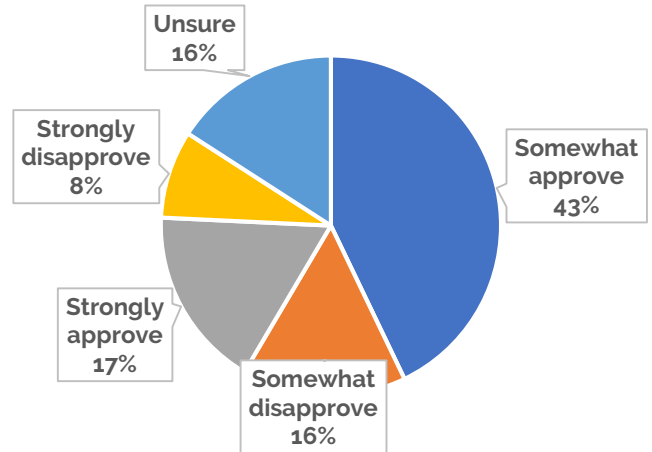




NC STATEWIDE SURVEY SUMMARY

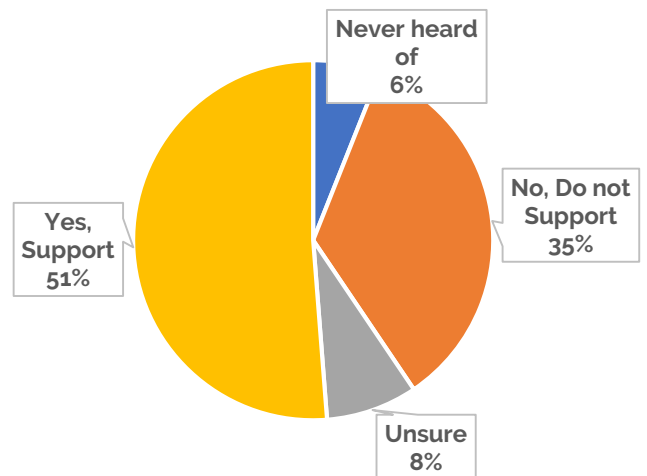
Q4: How would you rate the job Dan Forest is doing as Lt. Governor? Do you somewhat approve, somewhat disapprove, strongly approve, or strongly disapprove of the job he is doing?

Somewhat approve	313	43%
Somewhat disapprove	114	16%
Strongly approve	126	17%
Strongly disapprove	61	8%
Unsure	116	16%
Total	730	100%



Q5: Do you support Brett Kavanaugh as Supreme Court Justice?

Never heard of	44	6%
No, Do not Support	252	35%
Unsure	60	8%
Yes, Support	374	51%
TOTAL	730	100%

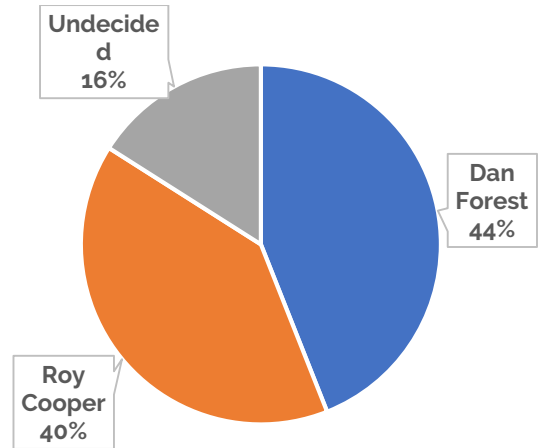




NC STATEWIDE SURVEY SUMMARY

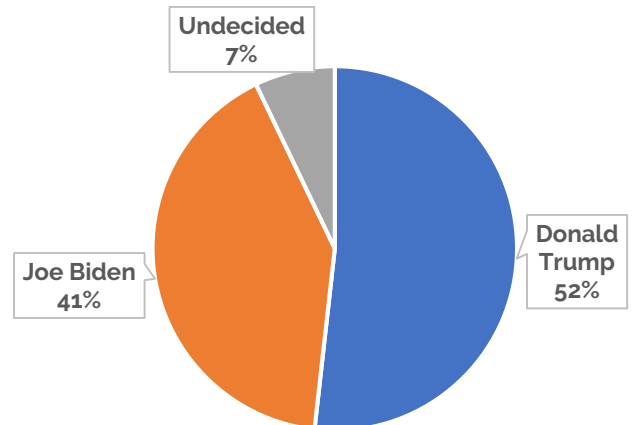
Q6: If the 2020 General Election for North Carolina Governor were held today would you vote for Republican Dan Forest, Democrat Roy Cooper or undecided?

Dan Forest	319	44%
Roy Cooper	296	40%
Undecided	115	16%
TOTAL	730	100%



Q7: If the 2020 General Election for President were held today, would you vote for Republican Donald Trump, Democrat Joe Biden or undecided?

Donald Trump	378	52%
Joe Biden	300	41%
Undecided	52	7%
TOTAL	730	100%

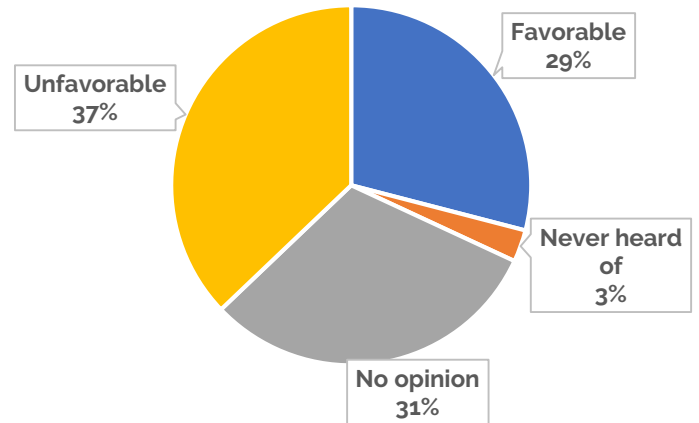




NC STATEWIDE SURVEY SUMMARY

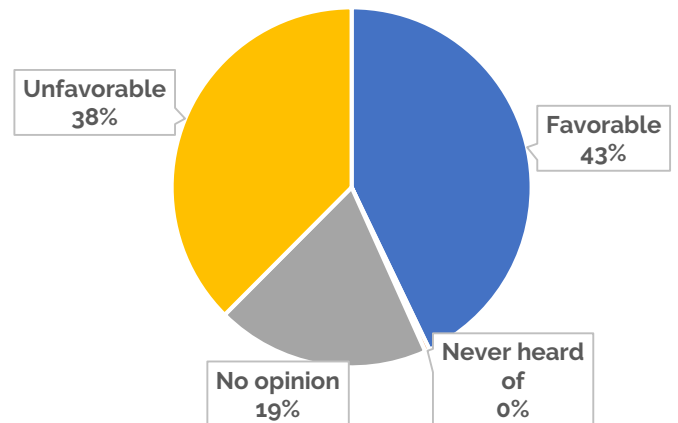
Q8: What is your opinion of the North Carolina General Assembly?

Favorable	212	29%
Never heard of	21	3%
No opinion	226	31%
Unfavorable	271	37%
TOTAL	730	100%



Q9: What is your opinion of Roy Cooper?

Favorable	313	43%
Never heard of	3	0%
No opinion	140	19%
Unfavorable	274	38%
TOTAL	730	100%

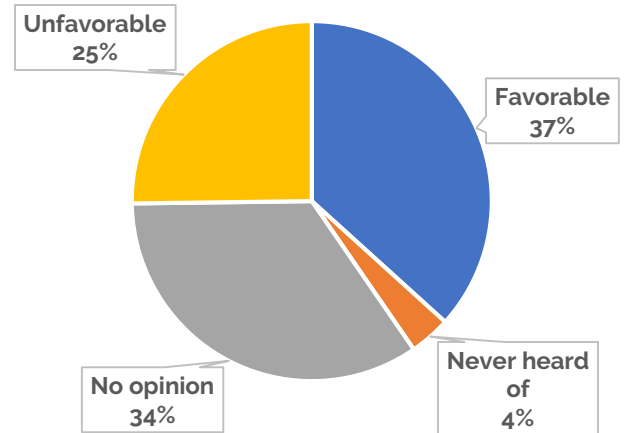




NC STATEWIDE SURVEY SUMMARY

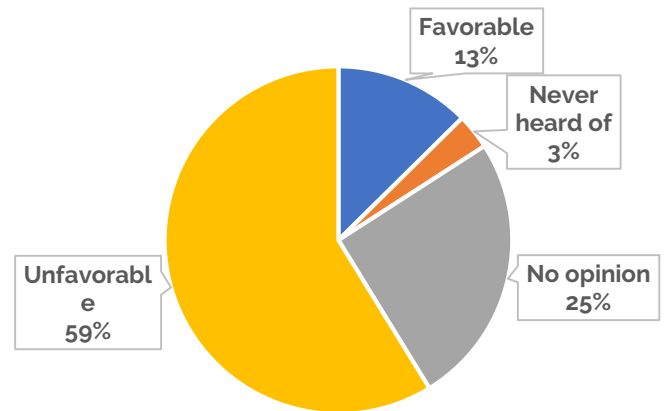
Q10: What is your opinion of Dan Forest?

Favorable	268	37%
Never heard of	27	4%
No opinion	251	34%
Unfavorable	184	25%
TOTAL	730	100%



Q11: What is your opinion of Socialism?

Favorable	92	13%
Never heard of	24	3%
No opinion	185	25%
Unfavorable	429	59%
TOTAL	730	100%

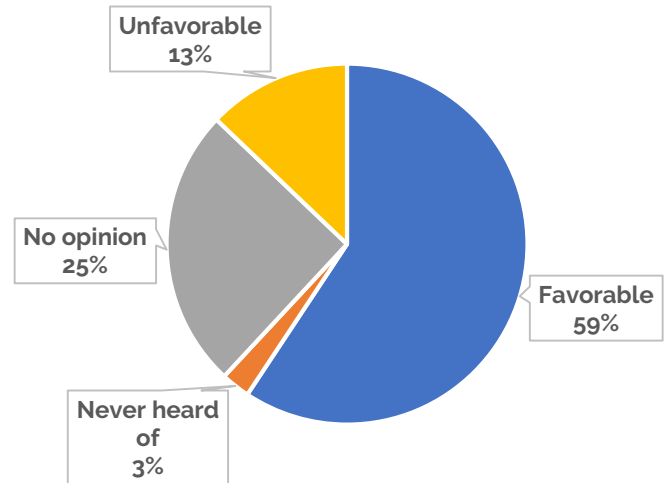




NC STATEWIDE SURVEY SUMMARY

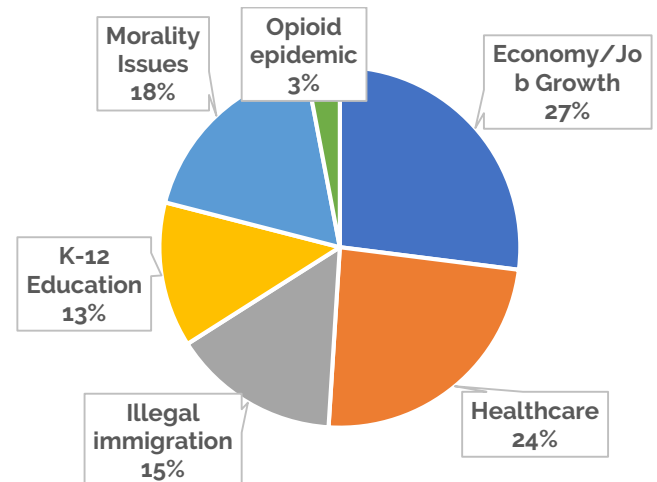
Q12: What is your opinion of Capitalism?

Favorable	433	59%
Never heard of	19	3%
No opinion	184	25%
Unfavorable	94	13%
TOTAL	730	100%



Q13: Which of the following issues do you believe is most important? Economy and Job Growth; K-12 Education; Morality; Healthcare Improvements, Illegal Immigration, or Opioid Epidemic & Drug Related Crime?

Economy/Job Growth	196	27%
Healthcare	179	24%
Illegal immigration	110	15%
K-12 Education	93	13%
Morality Issues	129	18%
Opioid epidemic	23	3%
TOTAL	730	100%

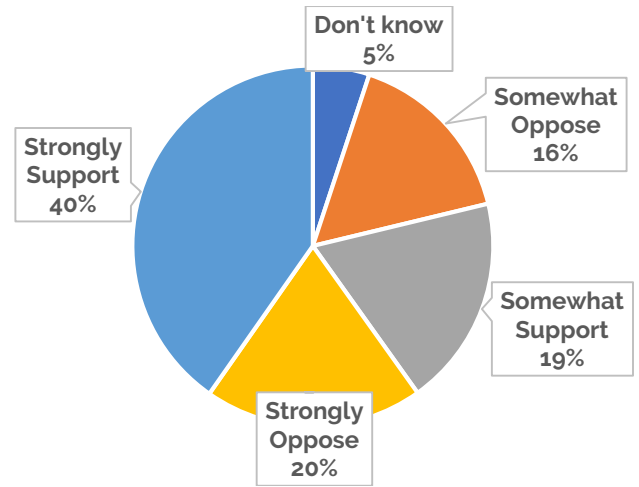




NC STATEWIDE SURVEY SUMMARY

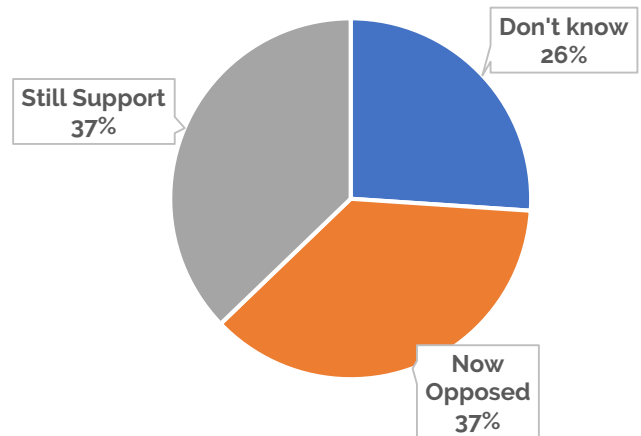
Q14: Do you support expanding Medicaid in North Carolina?

Don't know	37	5%
Somewhat Oppose	118	16%
Somewhat Support	138	19%
Strongly Oppose	143	20%
Strongly Support	294	40%
TOTAL	730	100%



Q15a: If you knew the majority of individuals eligible for Medicaid were single, able-bodied adult men, would you still support Medicaid expansion?

Don't know	112	26%
Now Opposed	158	37%
Still Support	162	37%
TOTAL	432	100%

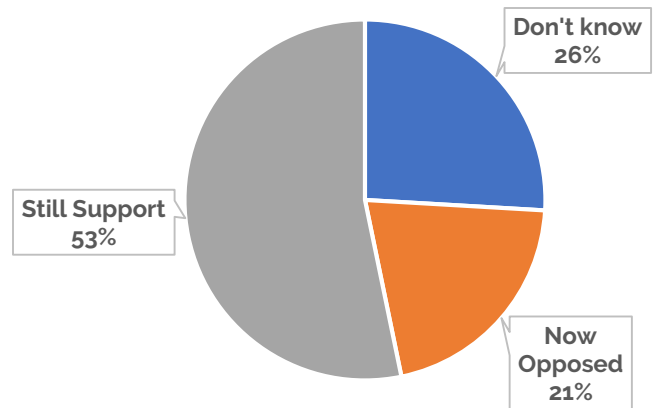




NC STATEWIDE SURVEY SUMMARY

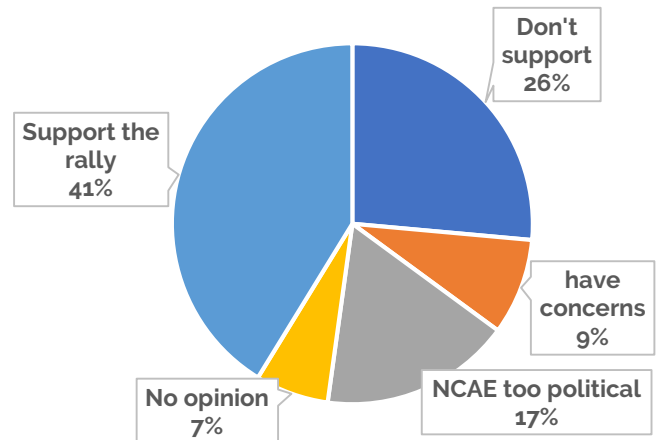
Q15b: And if you knew that there is no guarantee that the federal government would continue paying for the majority of costs associated with state Medicaid expansion, would you still support this for North Carolina?

Don't know	112	26%
Now Opposed	90	21%
Still Support	230	53%
TOTAL	432	100%



Q16: What best describes your feelings toward the North Carolina Association of Educators rally on May 1?

Don't support	193	26%
have concerns	63	9%
NCAE too political	125	17%
No opinion	48	7%
Support the rally	301	41%
TOTAL	730	100%

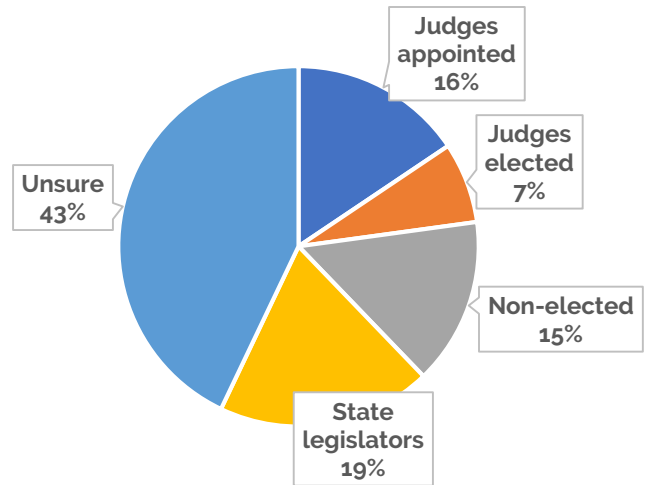




NC STATEWIDE SURVEY SUMMARY

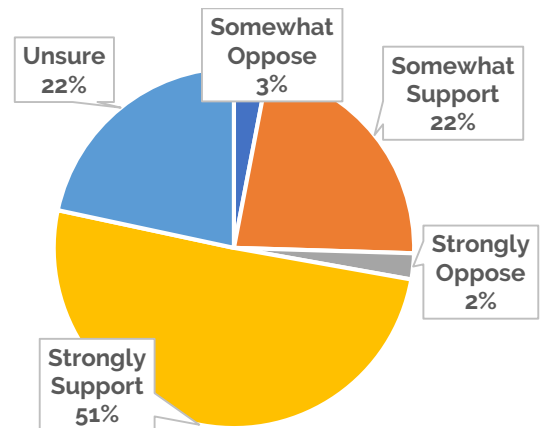
Q17: Who do you think should be responsible for drawing redistricting maps?

Judges appointed	114	16%
Judges elected	53	7%
Non-elected	113	15%
State legislators	141	19%
Unsure	309	43%
TOTAL	730	100%



Q18: Do you support North Carolina allowing small business employers to offer an association health insurance plan?

Somewhat Oppose	22	3%
Somewhat Support	164	22%
Strongly Oppose	17	2%
Strongly Support	369	51%
Unsure	158	22%
TOTAL	730	100%

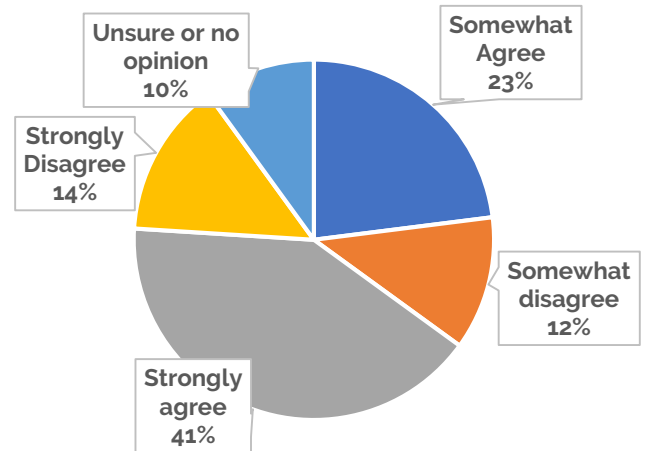




NC STATEWIDE SURVEY SUMMARY

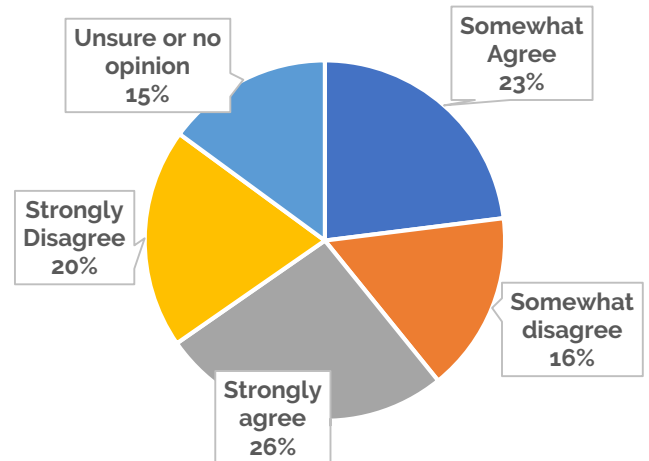
Q19: Charter schools and vouchers are good things because all parents deserve the opportunity to send their children to the best schools possible. Do you Agree or Disagree?

Somewhat Agree	168	23.0%
Somewhat disagree	92	12.0%
Strongly agree	299	41.0%
Strongly Disagree	99	14.0%
Unsure or no opinion	72	10.0%
TOTAL	730	100.0%



Q20: Charter schools and vouchers are bad things because they take money away from public schools and give it to schools that aren't held to the same high standards.

Somewhat Agree	168	23%
Somewhat disagree	118	16%
Strongly agree	191	26%
Strongly Disagree	144	20%
Unsure or no opinion	109	15%
TOTAL	730	100%

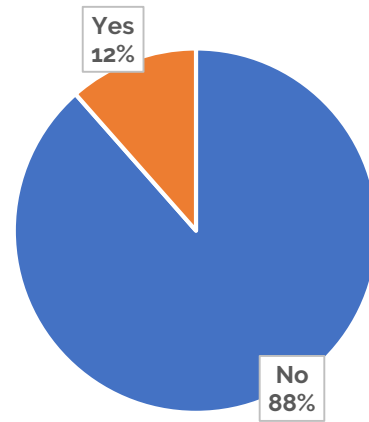




NC STATEWIDE SURVEY SUMMARY

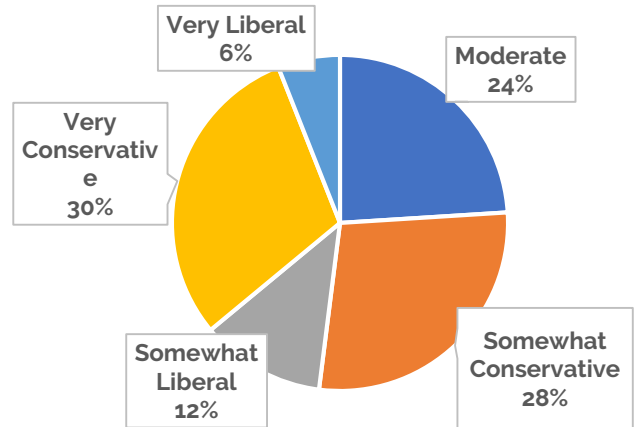
Q21: Do you currently have a child or children in K-12 schools in North Carolina?

No	646	88%
Yes	84	12%
TOTAL	730	100%



Q22: Do you consider yourself to be Very Conservative, Somewhat Conservative, Moderate, Somewhat Liberal or Very Liberal?

Moderate	175	24%
Somewhat Conservative	202	28%
Somewhat Liberal	84	12%
Very Conservative	221	30%
Very Liberal	48	6%
TOTAL	730	100%

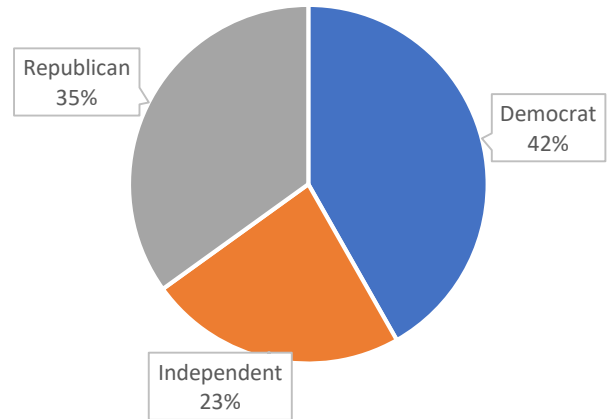




NC STATEWIDE SURVEY SUMMARY

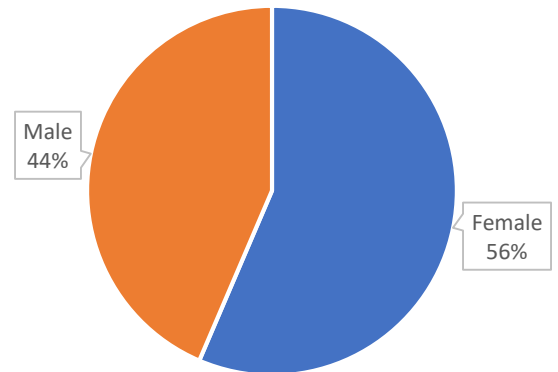
Q23: Are you a registered Republican, Democrat or Independent in North Carolina?

Democrat	305	42%
Independent	170	23%
Republican	255	35%
TOTAL	730	100%



Q24: What is your gender?

Female	412	56%
Male	318	44%
TOTAL	730	100%

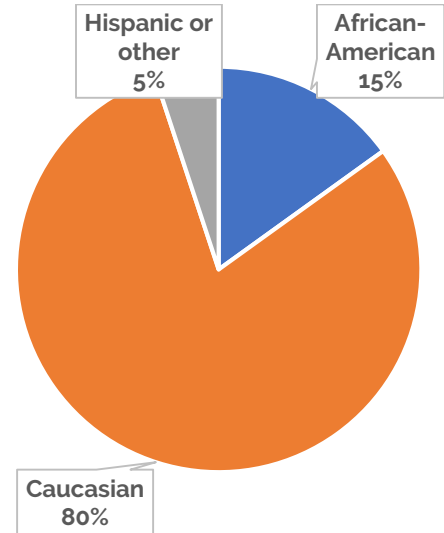




NC STATEWIDE SURVEY SUMMARY

Q25: What is your ethnicity?

African-American	110	15%
Caucasian	583	80%
Hispanic or other	37	5%
TOTAL	730	100%



Q26: What is your age

65	511	70%
55-64	150	21%
35-54	60	8%
18-34	9	1%
TOTAL	730	100%

